

# The Biodynamic Preparations & Wider Influences



# Goethean Science

An understanding of the Whole is equally important as the understanding of the parts.

The concept of the whole farm organism does not stop at the fence row.

Gravity- a force in the universe- is constantly upon us at approximately 15 lbs / square inch. This is akin to holding a 15 lb baby on the tip of your index finger.

Life/ levity - also a force in the universe- it defies gravity. It is what pulls matter into existence and form, against the pressure of gravity, but also in balance with it.

<http://natureinstitute.org/nature/index.htm>

<http://dennisklocek.com/articles/proof-magazine-interview-dennis-2001>



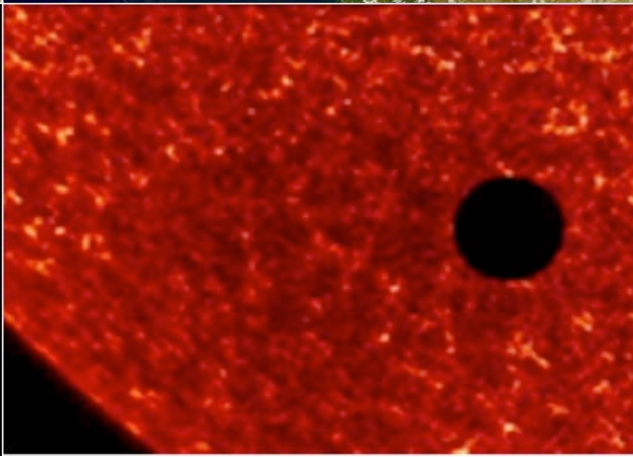

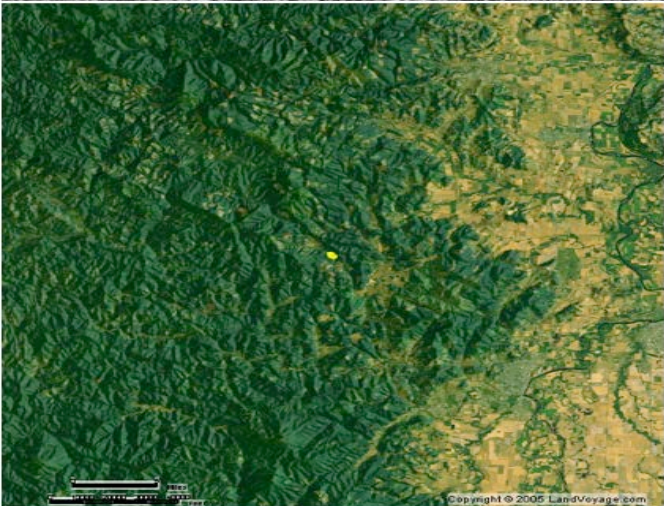



## Gravity Engaged

The inter-play between the Sun and the Earth, via photosynthesis, literally pulls matter into form. All life on Earth has its root in this archetypal process










## Trade Winds

These cooling winds are created because warm air rises near the equator, flows northward through the upper atmosphere, and cools. Because it becomes heavier as it cools, it falls back to the earth's surface at about 30 degrees latitude, where it flows back toward the equator to replace more rising warm air. This creates cool breezes moving from the northeast to the southwest along the ocean's surface, and over the Hawaiian Islands.






24 - Plane of Lines and Points



25 - Point of Lines and Planes



27 - Point of Lines




26 - Line of Points and Line of Planes




# Spirals

Hurricane in Earth's atmosphere



Galaxy of celestial bodies

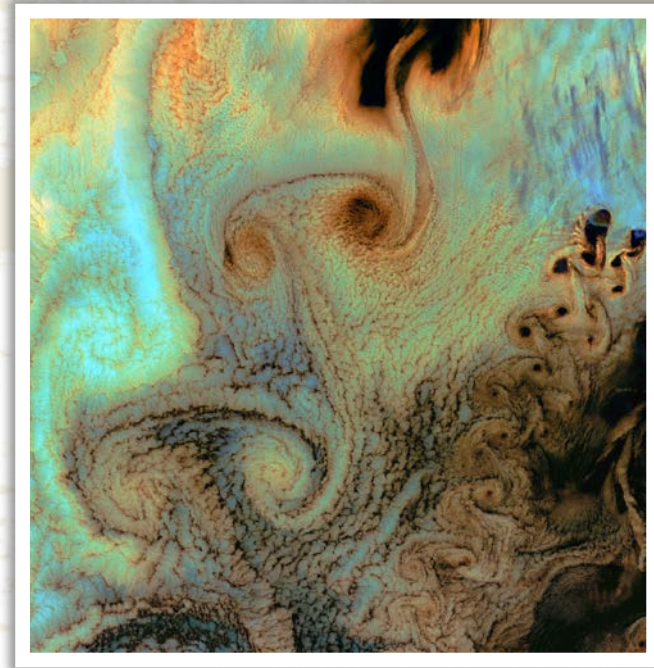


# Spirals

Vortices in Jupiter's atmosphere



Von Karman Vortices in Earth atmosphere



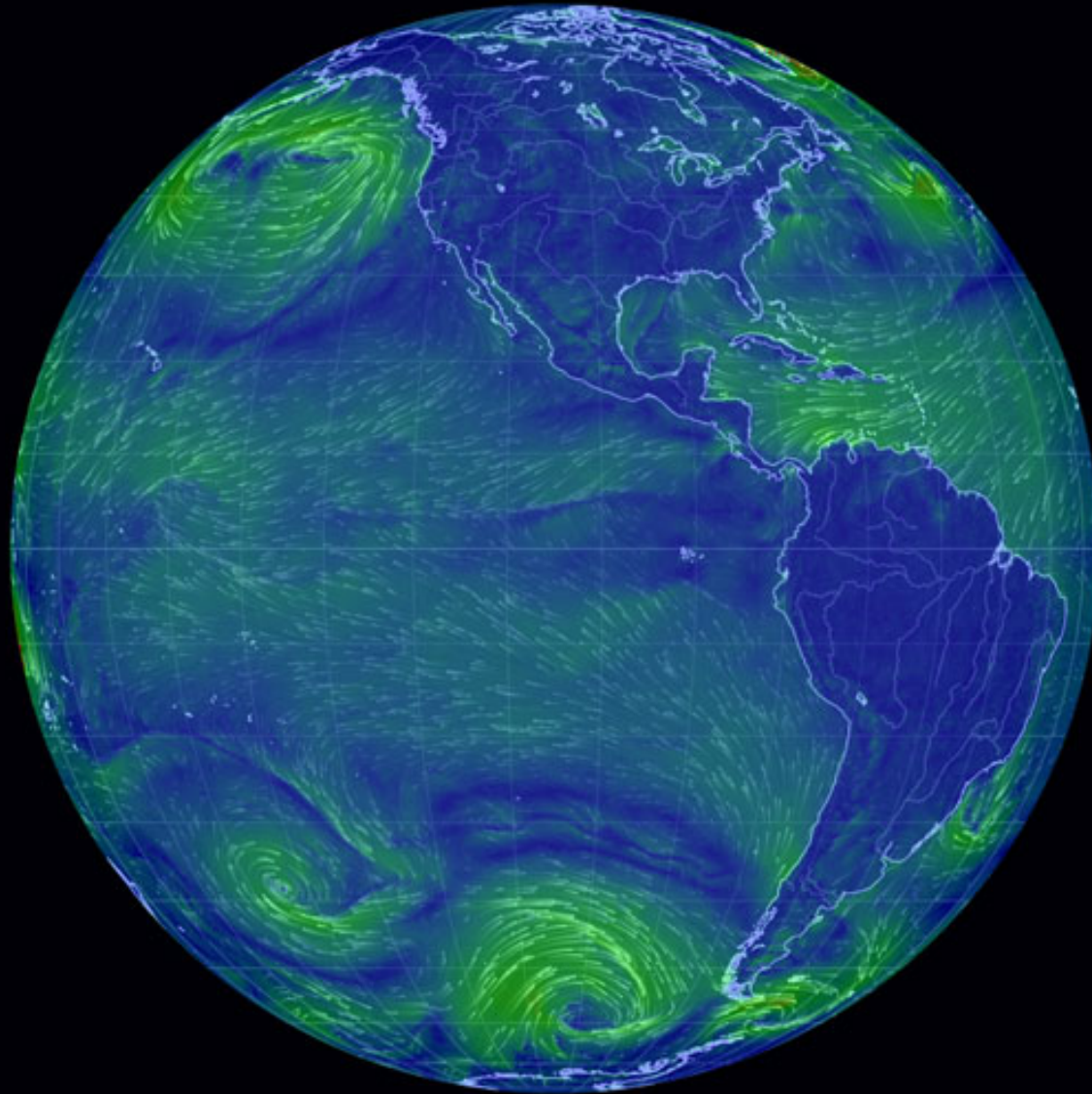
In fluid dynamics, a Kármán vortex street is a repeating pattern of swirling vortices caused by the unsteady separation of flow of a fluid around blunt bodies. It is named after the engineer and fluid dynamicist Theodore von Kármán, and is responsible for such phenomena as the "singing" of suspended telephone or power lines, and the vibration of a car antenna at certain speeds.




# Plant Spirals




<http://earth.nullschool.net>



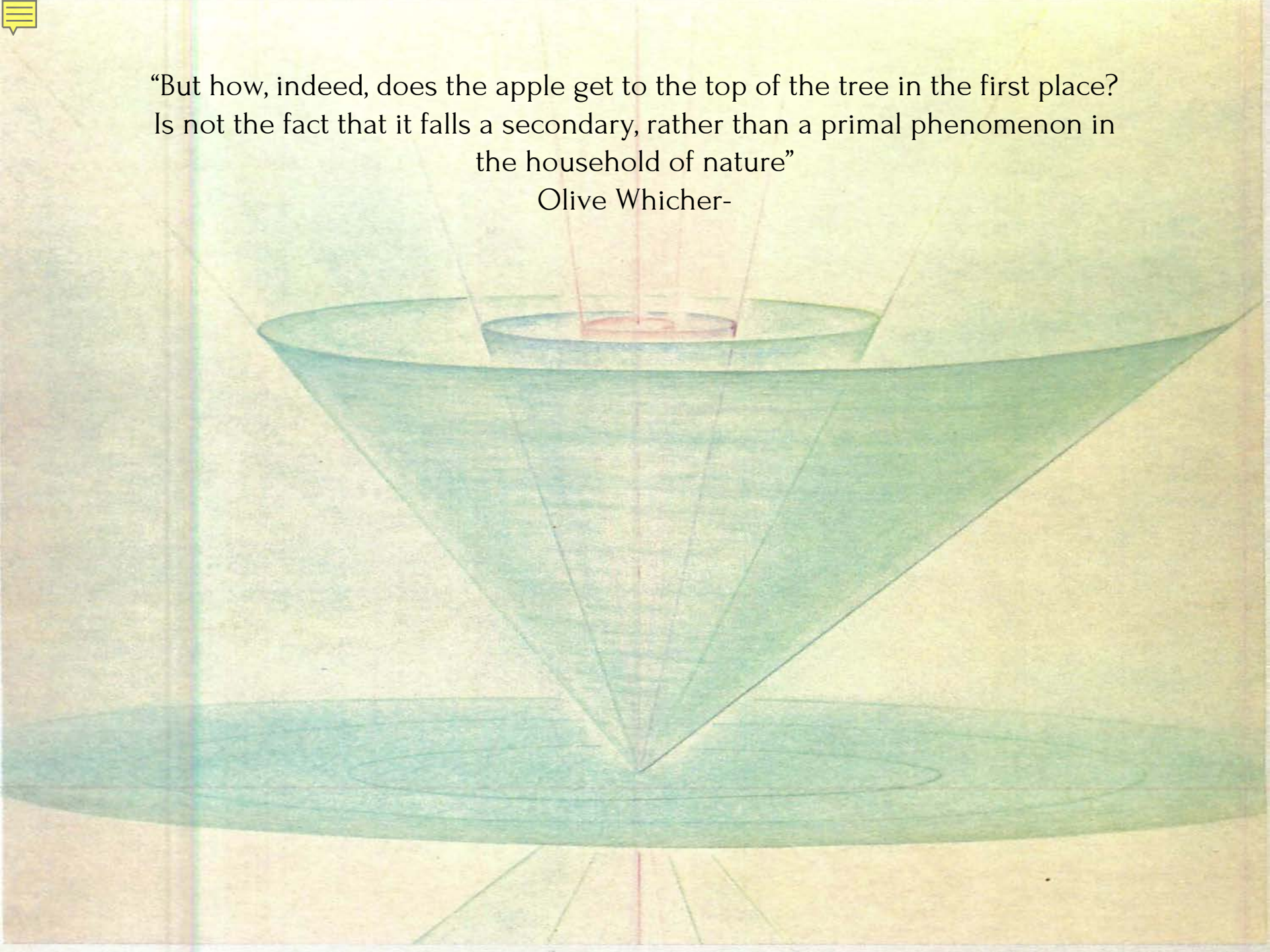






“But how, indeed, does the apple get to the top of the tree in the first place?  
Is not the fact that it falls a secondary, rather than a primal phenomenon in  
the household of nature”

Olive Whicher-








# The Biodynamic Preparations (500 – 508)

500 and 501 to all producing crops annually

502-7 as base initially and then at least once every 3 years in the crop rotation







501

500






Hand stirring



Chris Tebutt

Stirring device  
Filigreen Farm









## Biodynamic Preparations

Application of preparation 501, fine mist that settles on foliage, early in the AM.



courtesy Benziger Family Vineyards





Biodynamic Preparations  
Application of preparation 500, droplets, to earth, in afternoon /evening .



## Biodynamic Compost


The fermentation is guided by the compost preparations 502- 7 and the compost ingredients and mixture are carefully observed





# Biodynamic Compost Preparations 502-507

## Preparation 502

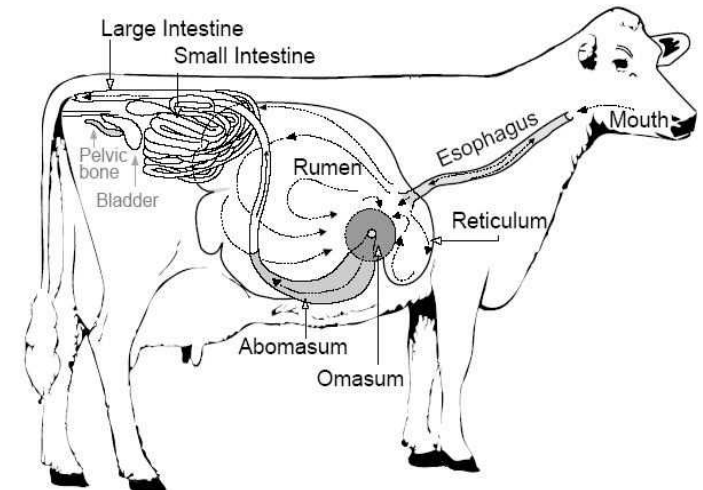


In stags bladder ,  
hung in light  
summer, buried in  
ground winter



# Biodynamic Compost Preparations 502-507

## Preparation 503



In lining of cow intestine, buried over winter



# Biodynamic Compost Preparations 502-507

## Preparation 504



Stinging Nettle




Stinging Nettle buried directly  
In Earth for a full year.

# Biodynamic Compost Preparations 502-507

## Preparation 505

Oak Bark



Oak bark placed in the brain cavity of cow skull and placed in a slight flow of water

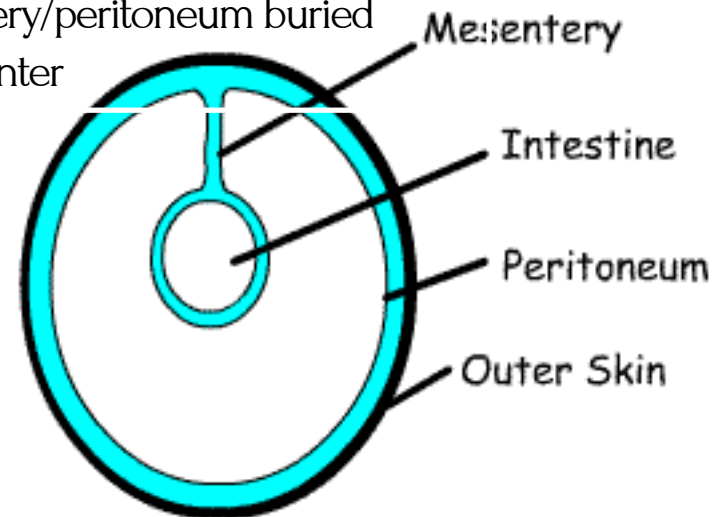


# Biodynamic Compost Preparations 502-507

## Preparation 506



Dandelion Blossoms in cow  
mesentery/peritoneum buried  
over winter



Cross Section of Abdomen

# Biodynamic Compost Preparations 502-507

## Preparation 507


Juice of Valerian flower





# Biodynamic Compost Preparations 502-507

## Preparation 508



Some times referred to as Biodynamic preparation 508. A tea made of field horse tail traditionally used to combat fungal disease.

The image shows a cluster of clear, faceted crystals, likely representing the mineral component of Biodynamic Preparation 508. The crystals are sharp and angular, with a complex, multi-faceted structure. They are set against a dark background, which makes their light-colored, translucent surfaces stand out. The lighting highlights the intricate facets and the way the crystals are interconnected.

# Compound Field Sprays of the Biodynamic Compost Preparations

Pfeiffer Field Spray

Barrel Compost

Compost teas made from Biodynamic compost



## **Sources**

Ideally Biodynamic preparations are made on the farm where they are to be used. The ingredients, such as the plant materials and the animal sheaths are also produced ideally on the farm utilizing the core principles of the Biodynamic method in a comprehensive manner.

If you do not have experience making the preparations it is recommended that you learn how to produce them prior to making them on your own. In the interim, or if you choose not to make the preparations, they are available from approved companies that distribute the preparations nationally or through established regional preparation making groups. The Biodynamic community has many farmers who have extensive experience making and utilizing the preparations and are eager to share that knowledge. Please contact the Demeter office for a list of resources and companies approved to commercially distribute the Biodynamic preparations.

***Storage- must be checked at farm visit***

Biodynamic preparations should be stored in a vessel that allows for the presence of oxygen. These vessels should be stored in a vessel made of natural material surrounded by peat or some other similar insulating material. The condition of the stored preps should be checked regularly. The preparation 501 should be stored in a vessel (such as a glass jar or horn) in a sunny location. Storage of all the preparations should be placed in a location free of electromagnetic fields ( such as measured by a Gauss meter).



## **Safety**

If preparations are made on the farm careful records are kept of the entire production process so that checks can be made of the following:

- The origin of the organ material (abattoir, type and origin of the animal, quantities)
- Site where preparations are being made (sketch of site)
- Date of insertion in the soil and of its extraction
- Record of disposal of any remains.
- Records will be checked as part of regular Demeter inspection.
- Animals organs used need to be of appropriate quality.